




zappi

 Charge your EV with your PV

zappi has 3 charging modes which makes it great for all homeowners. Those with grid-tied microgeneration systems like wind or solar can use the ECO setting to save on their energy bills. The charging current is automatically and continually adjusted in response to on-site generation and household power consumption. In FAST charge mode, zappi operates like an ordinary EV charging station.

 7kW Single-Phase  22kW 3-Phase




















EV charging from surplus solar or wind generation

Dynamic load balancing for maximum installation flexibility

Advanced integral safety features



Zappi Features

-  3 Charging Modes: ECO, ECO+ and FAST
-  Optimises Microgeneration Self-consumption
-  Works with Solar PV or Wind Turbine Systems
-  Economy Tariff Sense Input
-  Programmable Timer Function
-  Charge & Event Logging
-  Pin-code Lock Function
-  Ethernet Port and Built-in WiFi for Connecting to the Internet
-  Automatic Firmware Checking
-  Compliant with UK Electric Vehicle (Smart Charge Points) Regulations 2021
-  Tap Operated Display Backlight
-  Integral Cable Holster (Tethered Version)
-  Remote Control & Monitoring through the myenergi app
-  Supplied with Clip-on Grid Sensor(s)
-  Works Alongside Battery Storage System
-  Future Proof Installation
-  OZEV (Home/Work Scheme) Approved
-  CE and UKCA Compliant
-  Front Lid Tamper Detection

Charging Modes

- | | | |
|---|--|---|
| <p>ECO
Charge power is continuously adjusted in response to changes in generation or power consumption elsewhere in the home. Charging will continue until the vehicle is fully charged, even if power is drawn from the grid.</p> | <p>ECO+
Charge power is continuously adjusted in response to changes in generation or power consumption elsewhere in the home. Charging will pause if there is too much imported power, continuing only when there is surplus free power available.</p> | <p>FAST
In this mode, the vehicle will be charged at maximum power. This is just like an ordinary Mode 3 charging point.</p> |
|---|--|---|

Model Variations

Model No.	Rating	Connector	Colour
ZAPPI-2H07UW-G	7kW	Untethered	White
ZAPPI-2H07TW-G	7kW	Tethered	White
ZAPPI-2H07UB-G	7kW	Untethered	Black
ZAPPI-2H07TB-G	7kW	Tethered	Black
ZAPPI-2H22UW-G	22kW	Untethered	White
ZAPPI-2H22TW-G	22kW	Tethered	White
ZAPPI-2H22UB-G	22kW	Untethered	Black
ZAPPI-2H22TB-G	22kW	Tethered	Black

Performance

Mounting Location	Indoor or Outdoor (Permanent Mounting)
Charging	Mode 3
Display	Graphical Backlit LCD
Front	LED Multicolour, According to Charge Status and Current
Charging Current	6A to 32A (Variable)
Dynamic Load Balancing	Optional Setting to Limit Current Drawn from the Unit Supply or the Grid
Connector Type	Type 2 Tethered Cable (6.5m) or Type 2 Socket with Locking System
Charging Profile	3 Charging Modes: ECO, ECO + and FAST
Metering Accuracy	Load and External CTs Designed to Meet Class B (1%) of EN 50470 <ul style="list-style-type: none"> • Load: 0.25A-5(32)A • External CTs: 0.25A-5(100)A
eSense	In addition to the wide range of voltages below the eSense input can also work with a volt free contact. <ul style="list-style-type: none"> • Range 3.3-230Vrms • Volt Free Contact (24V DC Supplied from the zappi)

Compliance	CE & UKCA Compliant; LVD, EMC, RED, ROHS) (EN IEC 61851-1*, EN IEC 61851-21-2, EN 300220-1/2, EN300328, EN 301489-1/3/17)
-------------------	---

*Complies fully with the requirements of BS EN IEC 61851-1:2019 with the exception of Clause 8.4 in order to meet the requirements of BS7671:2018 Amendment 1:2020. BS7671:2018 permits the protective earth conductor be switched in order to provide protection against a damaged PEN conductor in a TN-C-S earthed system.

Electrical Specification

Rated Power	7kW (Single-Phase) or 22kW (3-Phase)
Rated Supply Voltage	230V AC Single-Phase or 400V AC 3-Phase (+/- 10%)
Supply Frequency	50Hz
Rated Current	32A max.
Standby Power Consumption	3W
Residual Current Protection	6mA DC Protection
Wireless Interface	868/915 MHz (Proprietary Protocol) for Wireless Sensor and Remote Monitoring Options
WiFi Connectivity	2.4GHz 802.11 b/g/n Connection up to 150 Mbps
Grid Current Sensor	100A max. Primary Current, 16mm max, Cable Diameter
Cable Entry	Rear or Bottom

Mechanical Specification

Enclosure Dimensions	439 x 282 x 122mm
Protection Degree	IP65 (Weatherproof)
Enclosure Material	PC/ASA (Batch dependant)
Operating Temperature	-25 °C to +40 °C
Impact Resistant	IK10

Installation Requirements

Circuit Breaker	32A Curve B
Earthing Arrangement	TN: Can be Connected to the PME Supply. Complies with BS7671:2018-amd1:2020 722.411.4.1 (v) TT: Earth Resistance < 200 Ω according to BS 7671:2018 or <100 Ω for some vehicles. Check Local Wiring Regulations for a Separate Type A RCD.