



Best Choice for Residential



N-Type

MONO-FACIAL MODULE

Type: DMxxxM10RT-54HBB

Power Range: 435 - 450 W

Max. Efficiency : 22.5 %



Aesthetics

Designed with aesthetics in mind, the module blends harmoniously with the appearance of your house while producing high energy.



Better Performance

Our modules perform better on sunny and hot days thanks to its optimized temperature coefficient.



Excellent Quality

More than 40 years' experience of manufacturing and intensive quality tests above the IEC standard ensures reliable modules and a secured investment.



Assumption of Environmental, Social and Governance Responsibility (ESG)

DMEGC stands for his responsibility. Production is certified according to SA 8000 (ILO standards).




High-quality Service

We provide a customer-oriented and localized services, covering pre-sale, sale and after-sales.



Certifications

- SA 8000 ILO Standards. Social responsibility standards
- ISO 9001 Quality management system
- ISO 14001 Environmental management system
- ISO 45001 Occupational health and safety management system
- ISO 50001 Energy management system

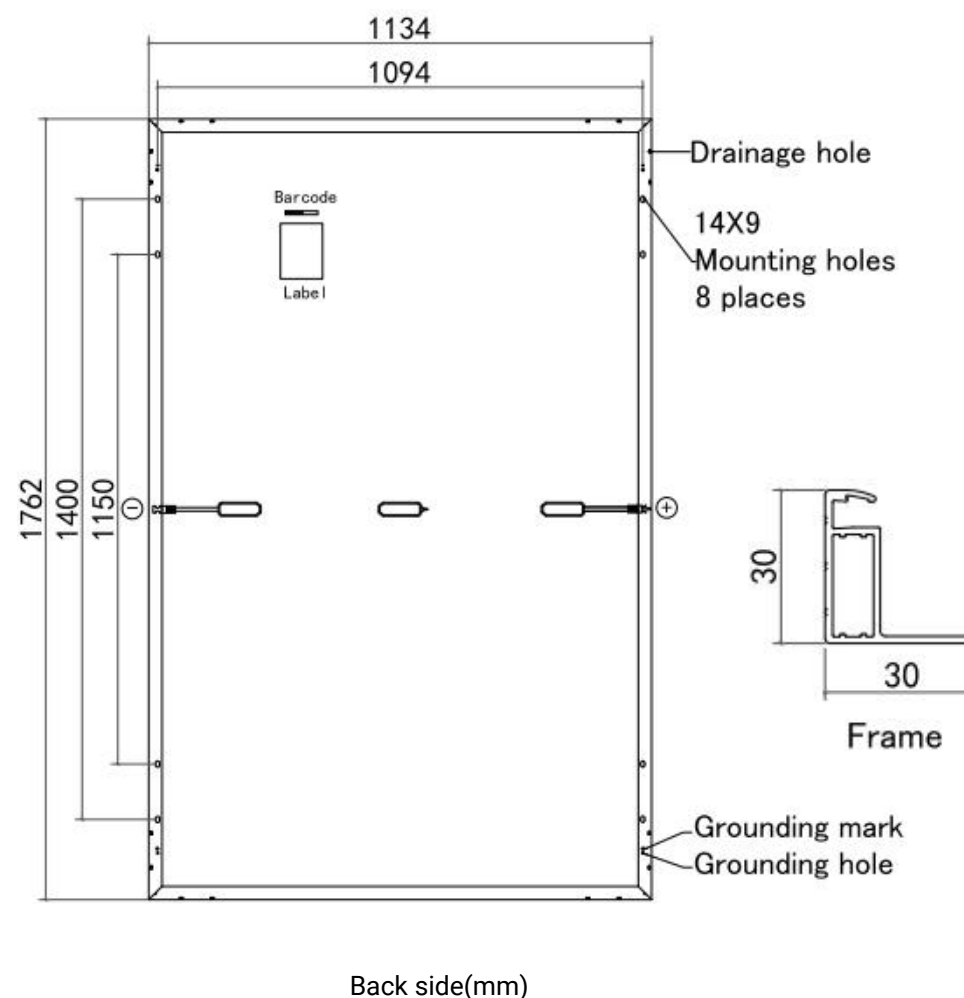


DMxxxM10RT-54HBB



Module Specification

| | |
|-----------------|--|
| Cell Type | N -type Mono-crystalline , 108 (6x18) |
| Dimensions (mm) | 1762 x 1134 x 30 |
| Weight (kg) | 20.6 |
| Front Cover | 3.2 mm tempered solar glass with anti -reflective coating |
| Rear Cover | Backsheet |
| Junction Box | 3 Diodes, IP68 according to IEC 62790 |
| Cables | 4mm ² /Portrait: 350mm (+)/250mm(-) Landscape: 1100mm(+)/1100mm(-) Length can be customized |
| Connector Type | PV-ZH202B or MC4 (1000V) |



Electrical Specifications¹

| Module Type | DM435M10RT-54HBB | | DM440M10RT-54HBB | | DM445M10RT-54HBB | | DM450M10RT-54HBB | |
|----------------------------------|------------------|-------------------|------------------|------------|------------------|------------|------------------|------------|
| | STC ² | NMOT ³ | STC | NMOT | STC | NMOT | STC | NMOT |
| Maximum Power (Pmax/W) | 435 | 327 | 440 | 331 | 445 | 335 | 450 | 339 |
| Maximum Power Current (Imp/A) | 13.33 | 10.78 | 13.40 | 10.83 | 13.47 | 10.89 | 13.54 | 10.95 |
| Maximum Power Voltage (Vmp/V) | 32.64 | 30.49 | 32.84 | 30.67 | 33.04 | 30.86 | 33.24 | 31.05 |
| Short-circuit Current (Isc/A) | 13.83 | 11.14 | 13.90 | 11.19 | 13.97 | 11.25 | 14.04 | 11.31 |
| Open-circuit Voltage (Voc/V) | 39.20 | 37.13 | 39.40 | 37.32 | 39.60 | 37.51 | 39.80 | 37.70 |
| Module Efficiency STC (%) | 21.8 | | 22.0 | | 22.3 | | 22.5 | |

¹ Measurements according to IEC 60904-3, Measurement tolerance: ISC: ±4 %,VOC: ± 3 %,
² STC (Standard Test Condition): Radiation 1000 W/m², Module temperature 25°C, AM = 1.5
³ NMOT: Radiation 800 W/m², Ambient temperature 20°C, AM = 1.5, Wind Speed 1 m/s

Certifications and Warranty

| | |
|-----------------------|---|
| Certifications | IEC 61215, IEC 61730 Ammonia Corrosion Test: IEC 62716 Salt Mist Corrosion Test: IEC 61701 PID (IEC TS 62804); LeTID (IEC TS 63342) Dust & Sand (IEC 60068) |
| WEEE Registration No. | DE 50188598 |
| Product Warranty | 25 years |
| Peak Power Warranty | 30 years linear warranty |

1.) First year: min. 99 %. 2.) From the 2nd year: Max. 0.4 % degradation annually. 3.) Min. 87.4 % in the 30th year.

Operating conditions

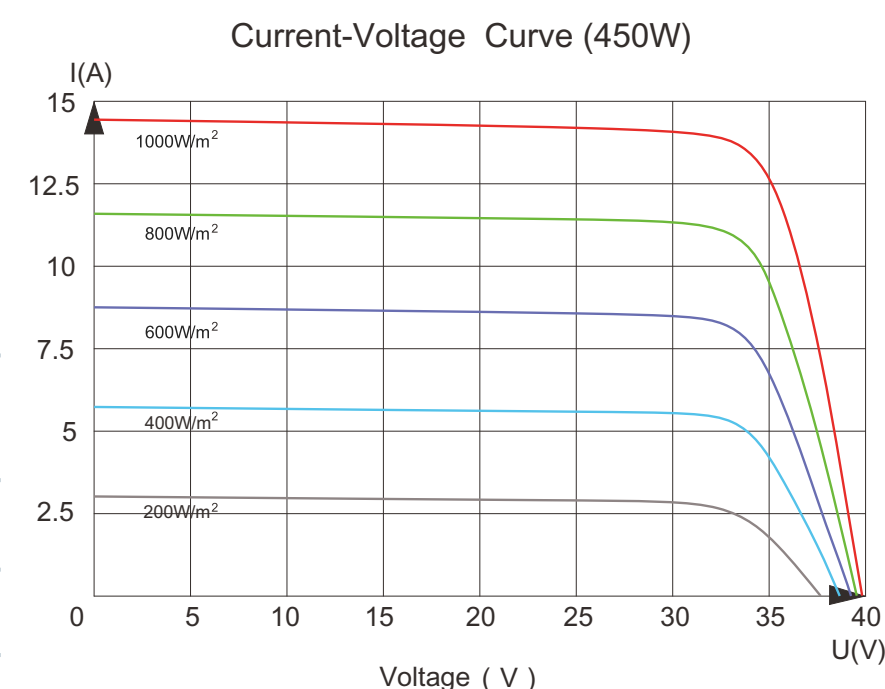
| | |
|-----------------------------------|-----------------------|
| Operating Temperature (°C) | -40 to +85 |
| Maximum System Voltage(V) | 1000V DC (IEC) |
| Overcurrent protection rating (A) | 25 |
| Power Performance Tolerance (%) | 0 / +3 |
| Protection class | II |
| Max. Test Load, Push/Pull (Pa) | Snow 5400 / Wind 2400 |
| Max. Design Load, Push/Pull (Pa) | 3600 / 1600 |

Temperature Characteristics

| | |
|---|-----------|
| Nominal Module Operating Temperature (NMOT) | 42 ± 2 °C |
| Temperature Coefficient of Pmax (%/ °C) | -0.29 |
| Temperature Coefficient of Voc (%/ °C) | -0.25 |
| Temperature Coefficient of Isc (%/ °C) | +0.048 |

Packaging

| | |
|-----------------------|--------------------|
| Container | 40' HQ |
| Pallet Dimensions(mm) | 1800 × 1140 × 1250 |
| Pieces per Pallet | 36 |
| Pieces per Container | 936 |



Statement: The installation instructions and the warranty conditions must be followed. Due to technological progress, product parameters will be adjusted accordingly. When signing the contract, the latest data of the company shall prevail.



Hengdian Group DMEGC Magnetics Co.,Ltd.
 Hengdian Industrial Zone, Dongyang City Zhejiang Province,
 China 322118
 Tel: 0086-579-8658-8825 Fax: 0086-579-8655-4845
 E-mail: solar@dmegc.com.cn, Website: www.dmegcsolar.com

All information in this data sheet corresponds to EN 50380.Changes and errors excepted.
 Status: 12/2023, Document: EN_DS-M10RT-54HBB-202312_6

Copyright © 2023 Hengdian Group DMEGC Magnetics.
 All rights reserved.